

Riley County: Local Public Health Systems Assessment

February 16th, 2022

Pottorf Hall

Manhattan, KS



Welcome & Introductions

Shanika Rose,
Riley County Health Department

COVID-19 Prevention

- *We want you to feel safe and comfortable to participate today!*
- Please wear the mask provided
- Maintain distancing of 6ft from others as much as possible throughout the day

Public Health

What is Public Health?

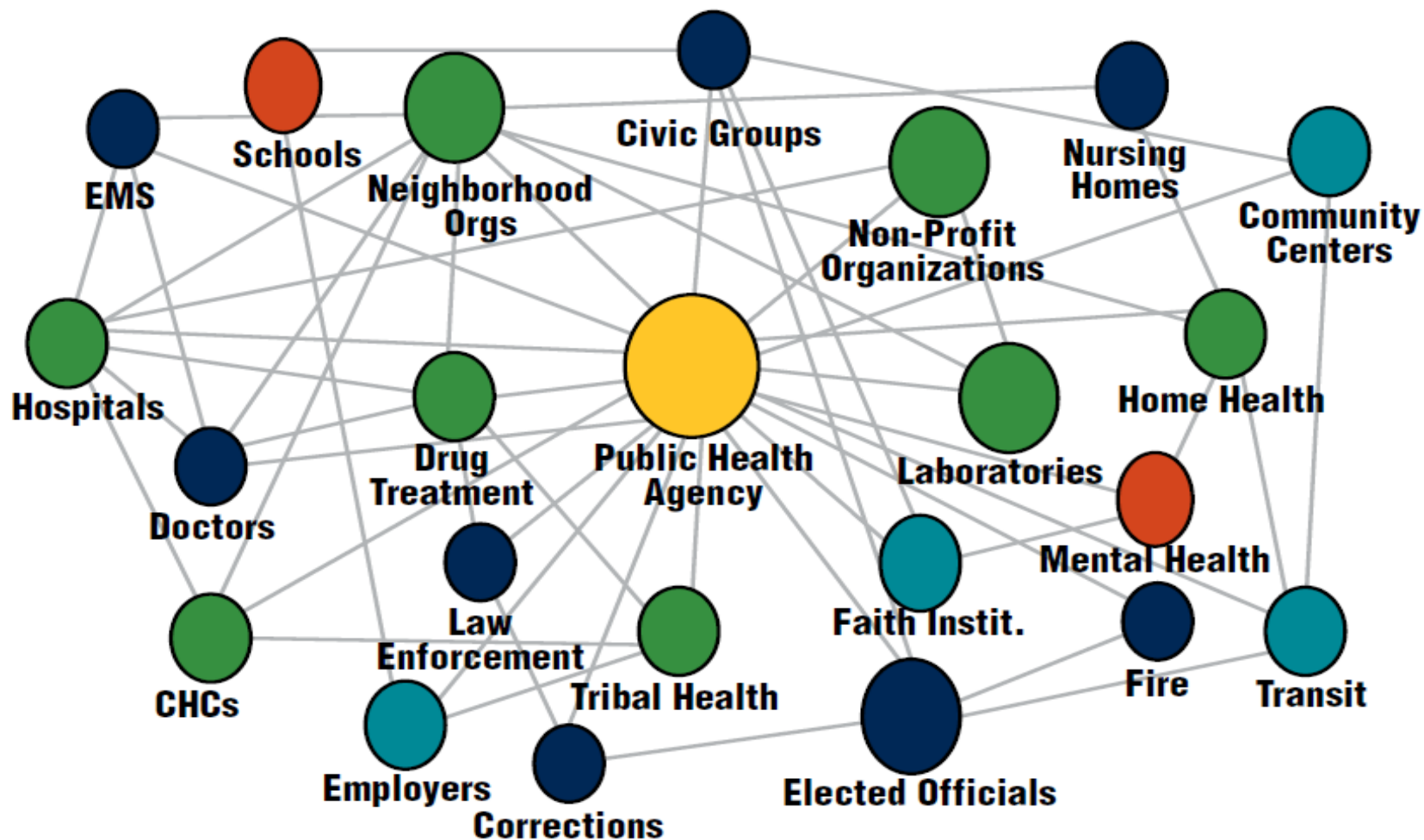
- Activities that society undertakes to assure the conditions in which people can be healthy
- This includes...organized community efforts to prevent, identify, and counter threats to the health of the public
- Today's Local Public Health System Assessment focuses on the **system!**

Focus on the “System”

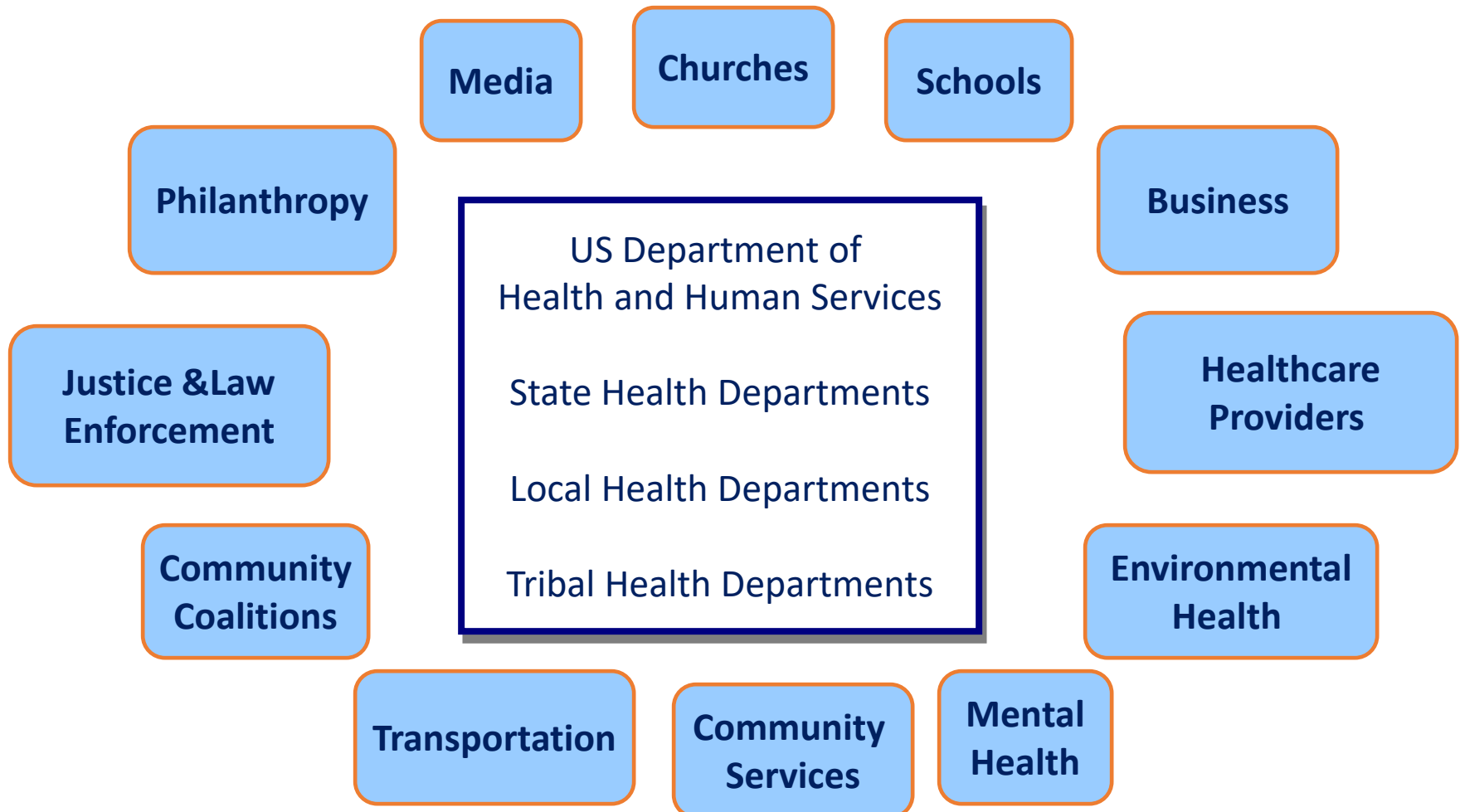
- More than just the public health agency
- “Public Health System”
 - All public, private, and voluntary entities that contribute to public health in a given area
 - A network of entities with differing roles, relationships, and interactions
 - All entities contribute to the health and well-being of the community



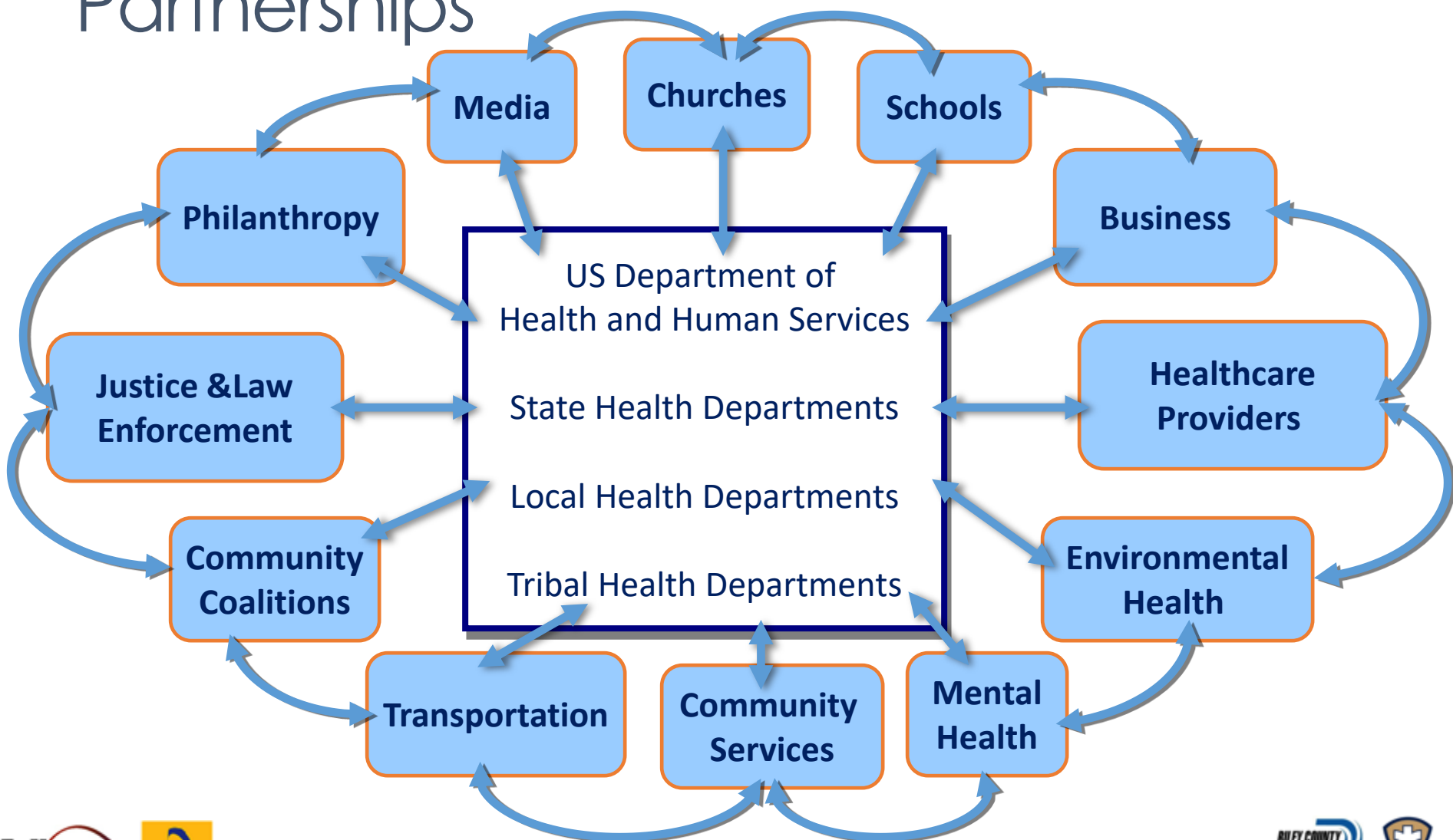
Who is part of the Public Health System?



A System of Partnerships That Includes, But Is Not Limited to . . .



Our Goal Is an Integrated System of Partnerships



Overview of the Process datacounts.net/lphsa

National Public Health Performance Standards
Program

Background

- National Public Health Performance Standards Program (NPHPSP) designed to:
 - Improve practice
 - Improve performance of system
- Based on recognized performance standard
- A partnership effort



The Instrument

- National Public Health Performance Standards
 - Local Assessment Instrument
- Third Version
- National tool used by many communities
- Tool is well-validated
- Have confidence in the tool!

Four Concepts Applied in NPHPS

- Based on the 10 Essential Public Health Services
- Focus on the overall public health system
- Describe an optimal level of performance
- Support a process of quality improvement

Local Public Health System Assessment (LPHSA) Process

- Identify community participants/system partners
- Complete assessment system partners using a consensus process.
- Develop and share the report
 - Dialogue helps identify strengths and weaknesses
 - Opportunities for improvement identified
- Results used towards quality and performance improvement of the public health system
 - Community Health Improvement Planning
 - Agencies use for strategic planning

Aligning Public Health System Assessments



Why am I here?

- Valued community stakeholder!
- Placed on teams so groups have diversity of roles represented
- Listen, learn, contribute expertise and your perceptions
- “Lack of awareness” of a particular service is also valuable information

Desired LPHSA Outcomes

- Complete the assessment documenting discussion and scores for each performance measure
- Learn about our local public health system
- Identify partners and build relationships
- Foster interest, awareness, and planned collective action for performance improvement of the local public health system
- Contribute data for decision making and quality improvement!

Building Consensus on Performance Measure Scoring

- “System” is scored, not a specific organization
- Honor different perceptions, experiences, and knowledge
- Be curious! Share and ask questions
- Discussion informs the collective and consensus-based vote




Image source:

http://media.khi.org/img/photos/2012/11/02/michelle-ponce-state-assessment_t600.jpg?42b0fb247f69dabe2ae440581a34634cbc5420f3

How do we score the assessment?

Optimal Activity (76–100%)	Greater than 75% of the activity described within the question is met.
Significant Activity (51–75%)	Greater than 50% but no more than 75% of the activity described within the question is met.
Moderate Activity (26–50%)	Greater than 25% but no more than 50% of the activity described within the question is met.
Minimal Activity (1–25%)	Greater than zero but no more than 25% of the activity described within the question is met.
No Activity (0%)	0% or absolutely no activity.

After Assessment: Scores Entered, Assessment Report Created



How You Can Use Results for Performance Improvement

- The NPHPS performance assessments can help participants **understand gaps**
- Results of the assessments are incorporated into a **broader planning process**

Riley County Local Public Health Systems Assessment

[Home](#)[About](#)[Resources](#)[Contact](#)[See 2014 LPHSA](#)[Team Leader Login](#)

2022 LPHSA

The Riley County Local Public Health Systems Assessment (LPHSA) will help us identify resources and assets, as well as gaps. Results will be used along with the comprehensive community needs assessment to help determine community health priorities.

February 16th 2022 Meeting Materials

9:30 a.m. - 2:30 p.m. (lunch provided)
Pottorf Hall, CiCo Park
1710 Avery Ave, Manhattan

- [Assessment Meeting Agenda](#) (PDF)
(Note: Slight changes may be made before February 16th)
- [Assessment Instrument](#) (PDF)
- [10 Essential Public Health Services Reference](#) (PDF)
- [Ground Rules and Scoring Reference](#) (PDF)
- [Jellybean Diagram](#) (PDF)
- Team Essential Service Documents
 - [Team A. \(Essential Services 1 and 2\)](#) (PDF)
 - [Team B. \(Essential Services 3 and 4\)](#) (PDF)
 - [Team C. \(Essential Services 5 and 6\)](#) (PDF)
 - [Team D. \(Essential Services 7 and 8\)](#) (PDF)
 - [Team E. \(Essential Services 9 and 10\)](#) (PDF)



Benefits of Using the NPHPS

- Improve organizational and community **communication and collaboration**
- **Educate participants about public health** and the interconnectedness of activities
- **Strengthen the diverse network** of partners within state and local public health systems
- **Identify strengths and weaknesses** to address in quality improvement efforts
- **Provide a benchmark** for public health practice improvements

Orientation to the 10 Essential Services

The Work of the Local Public Health System
Assessment

Key Questions

- What's going on in our county?
- How healthy are we?
- Are we ready to respond to health problems or threats?
- How well do we keep all people informed about health issues?
- How well do we really get people and organizations engaged in health issues?
- How effective are we in planning and setting health policies?



More Key Questions

- When we enforce health regulations are we up-to-date, fair and effective?
- Are people receiving the medical care they need?
- Do we have a competent public health staff?
- Are we doing any good?
- Are we doing the right things?
- Are we discovering and using new ways to get the job done?



So what will we be assessing?

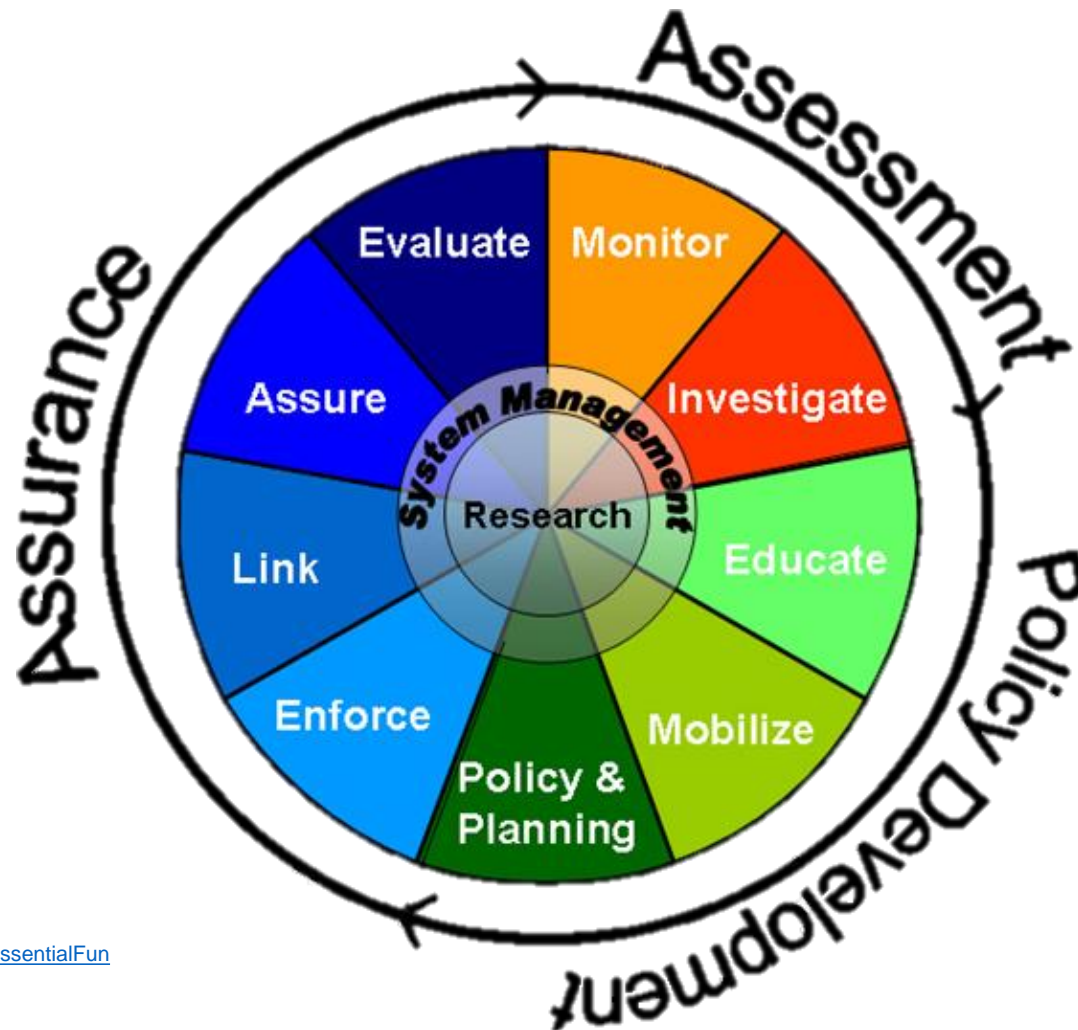


Image Source:

http://sphweb.bumc.bu.edu/otlt/MPH-Modules/EP/EP713_DescriptiveEpi/EssentialFunctions.jpg

The Essential Public Health Services

1. **Monitor health status** to identify and solve community health problems
2. **Diagnose and investigate** health problems and health hazards in the community
3. **Inform, educate, and empower** people about health issues
4. **Mobilize** community partnerships to identify and solve health problems
5. **Develop policies and plans** that support individual and community health efforts

The Essential Public Health Services

6. **Enforce laws and regulations** that protect health and ensure safety
7. **Link people to needed personal health services** and assure the provision of health care when otherwise unavailable
8. **Assure a competent** public and personal health care
9. **Evaluate** effectiveness, accessibility, and quality of personal and population-based health services
10. **Research** for new insights and innovative solutions to health problems

Essential Service Team Breakout Groupings

Meet Your Team!

Assessment Teams

- **Team A – 1 & 2**
 - Facilitator: Jenny Yuen
 - Recorder: Chelsea Manwarren
 - Time Keeper: Jan Scheideman
- **Team B – 3 & 4**
 - Facilitator: Debbie Nuss
 - Recorder: Vickie James
 - Time Keeper: Robbin Cole
- **Team C – 5 & 6**
 - Facilitator: Linda Teener
 - Recorder: Melissa Rickel-Morrill
 - Time Keeper: Krystal Lantz
- **Team D – 7 & 8**
 - Facilitator: Renee Lucas
 - Recorder: Tasha Young
 - Time Keeper: Rebecca Potvin
- **Team E – 9 & 10**
 - Facilitator: Denae Jones
 - Recorder: Audrey Schremmer
 - Time Keeper: Heather Ritchey

Proceed to Teams for Essential Services Session

Thank you for your participation!

Contacts

Shanika Rose or Julie Gibbs

Riley County Health Department

2030 Tecumseh Road

Manhattan, Kansas 66502

Office (785) 776-4779 Ext. 7650 (Shanika)

srose@rileycountyks.gov or jgibbs@rileycountyks.gov

Connie Satzler or Emily Bailey

Riley County LPHSA Project Support

EnVisage Consulting, Inc.

(785) 410-0410 | (785) 410-7188

csatzler@kansas.net or ebailey@envisageconsult.com